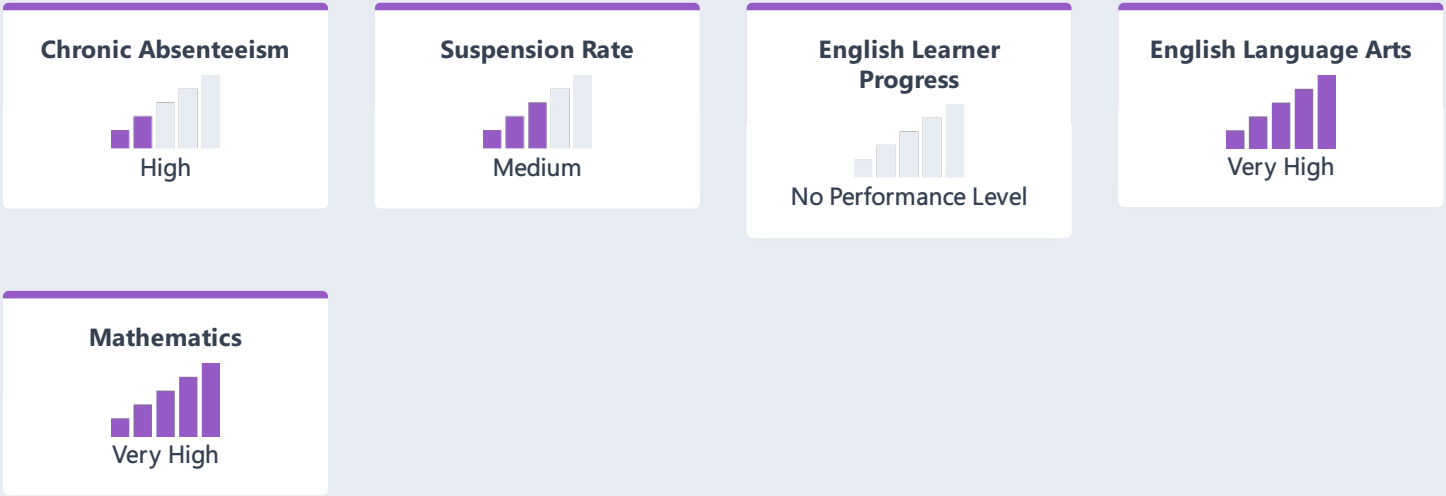


# Arma J. Shull Elementary

Explore the performance of Arma J. Shull Elementary under California's Accountability System.

Due to the COVID-19 pandemic, state law allows the 2022 Dashboard to only display the most current year of data (also known as Status). For this year only, performance levels will be reported using one of five Status levels (ranging from Very High, High, Medium, Low, and Very Low) for state measures. Please note that the Status levels associated with the Chronic Absenteeism and Suspension Rate Indicators are reversed (ranging from Very Low, Low, Medium, High, and Very High). Information regarding this year's Dashboard data is available within the [Dashboard Communications Toolkit](#).



## School Details

<div>NAME</div> Arma J. Shull Elementary	<div>ADDRESS</div> 825 North Amelia San Dimas, CA 91773-1437	<div>WEBSITE</div> N/A	<div>GRADES SERVED</div> K-5
<div>CHARTER</div> No	<div>DASHBOARD ALTERNATIVE SCHOOLS STATUS</div> No		

Explore information about this school's student population.

Enrollment

631

Socioeconomically Disadvantaged

30%

English Learners

4.6%

Foster Youth

0.3%


ARMA J. SHULL ELEMENTARY

## Academic Performance

View Student Assessment Results and other aspects of school performance.

LEARN MORE

English Language Arts



Very High

73.8 points above standard


EQUITY REPORT

Number of Student Groups in Each Level

0 Very Low	0 Low	1 Medium
1 High	3 Very High	

LEARN MORE

Mathematics



Very High

52.3 points above standard

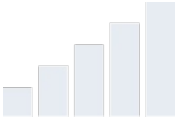
EQUITY REPORT

Number of Student Groups in Each Level

0 Very Low	0 Low	1 Medium
2 High	2 Very High	

LEARN MORE

English Learner Progress



No Performance Level

Less than 11 students - data not displayed for privacy

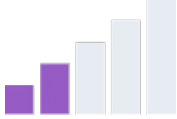
ARMA J. SHULL ELEMENTARY

## Academic Engagement

See information that shows how well schools are engaging students in their learning.

LEARN MORE

Chronic Absenteeism



High

**19.9% chronically  
absent**

#### EQUITY REPORT

Number of Student Groups in Each Level

**3**

Very High

**4**

High

**0**

Medium

**0**

Low

**0**

Very Low

#### ARMA J. SHULL ELEMENTARY

## Conditions & Climate

View data related to how well schools are providing a healthy, safe and welcoming environment.

#### LEARN MORE

### Suspension Rate



Medium

**2.3% suspended at  
least one day**

#### EQUITY REPORT

Number of Student Groups in Each Level

**1**

Very High

**3**

High

**3**

Medium

**0**

Low

**0**

Very Low